

<p>FACE MO N CHO K BA IE EC IFIE</p>	<p>F + C -20 200 -5.0 A</p>
<p><u>DO-214AC/ MA</u></p> <p>Dimensions in inches and (millimeters)</p>	<p>F</p> <p>7 7 7 L</p> <p>F C 7 94 -0</p> <p>F 7 7</p> <p>B - , 7</p> <p>L</p> <p>H 7 7</p> <p>H</p> <p>250°C/10 7 +</p> <p>M 7 7 D</p> <p>: M 7</p> <p>: M 2026 , MIL- D-750,</p> <p>: P</p> <p>: A</p> <p>: 0.0023 7 , 0.07</p>

<p>25°C 0 0 7 . - 60H , 7 ,</p> <p>7 7 7 20%.</p>	<p>MBOLC</p>								
M		20	40	60	80	100	150	200	
M + M		14	28	42	56	70	105	140	
M DC 7		20	40	60	80	100	150	200	
M0 =100°C 7 7	I	5.0						A	
P 0 7 , 8.3 + +	I	120.0						A	
M 5.0A		0.55	0.70	0.85	0.95				
M DC 7 =25°C DC 7 =125°C	I	0.5	50	0.05	10	mA			
7 7	+	80.0						°C/	
O 7		-55 +150						°C	
		-55 +150						°C	

## Ratings And Characteristic Curves

FIG. 1- DERATING CURVE OUTPUT RECTIFIED CURRENT

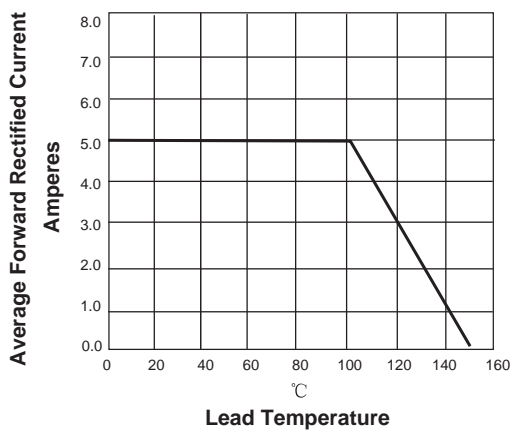


FIG. 2-MAXIMUM NON-REPETITIVE PEAK FORWARD SURGE CURRENT PER LEG

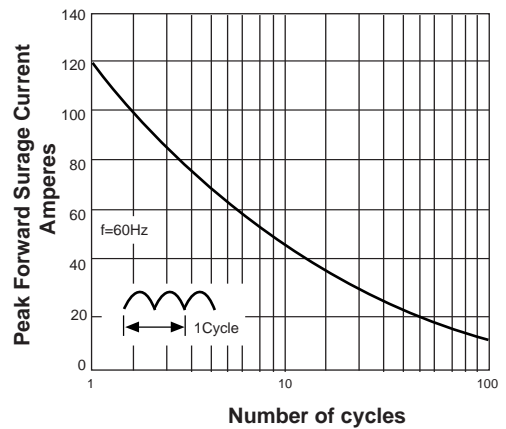


FIG. 3-TYPICAL FORWARD VOLTAGE CHARACTERISTICS

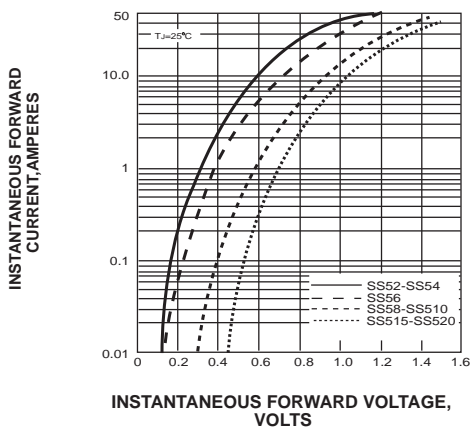


FIG. 4-TYPICAL REVERSE LEAKAGE CHARACTERISTICS

