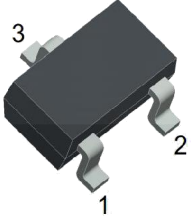
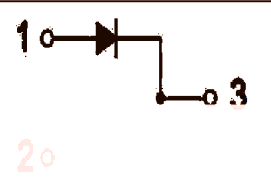
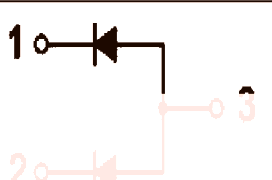
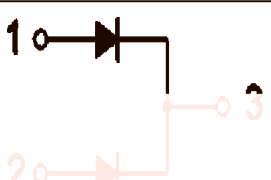
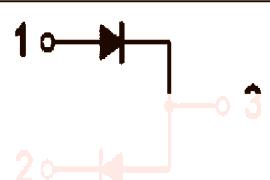


Schottky Barrier Diodes	SOT-23 Plastic-Encapsulate Diodes
<p><u>SOT-23</u></p> 	<p>Features</p> <ul style="list-style-type: none"> • High Conductance • Fast Switching Speed • For General Purpose Switching Applications • Surface Mount Package Ideally Suited for Automatic Insertio

BAT54	BAT54A	BAT54C	BAT54S
			
MARKING: KL1	MARKING: KL2	MARKING: KL3	MARKING: KL4

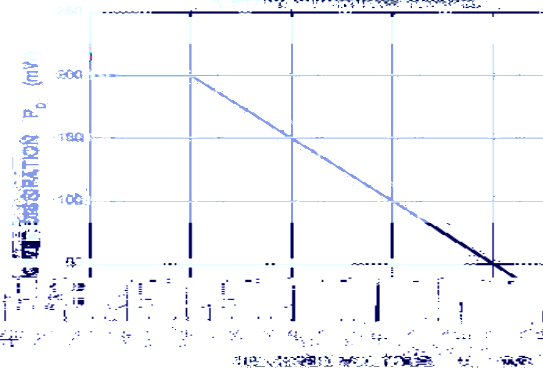
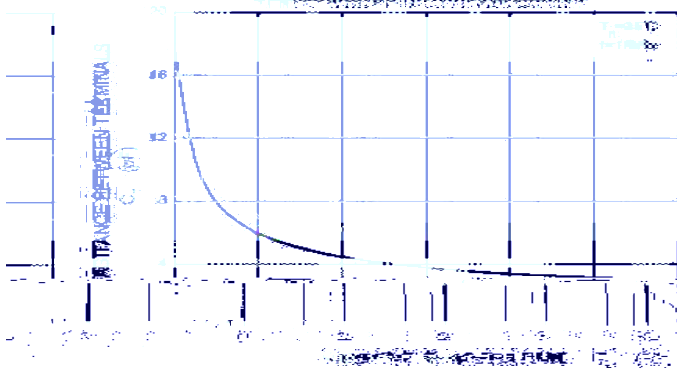
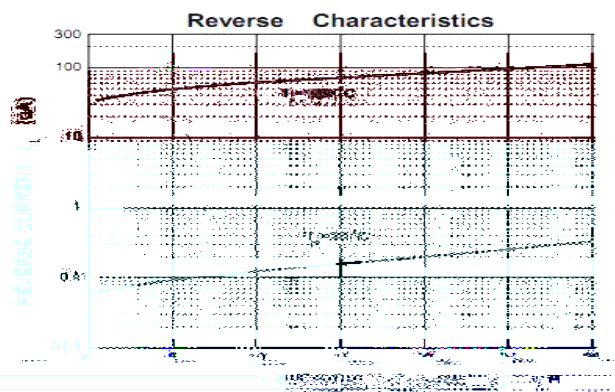
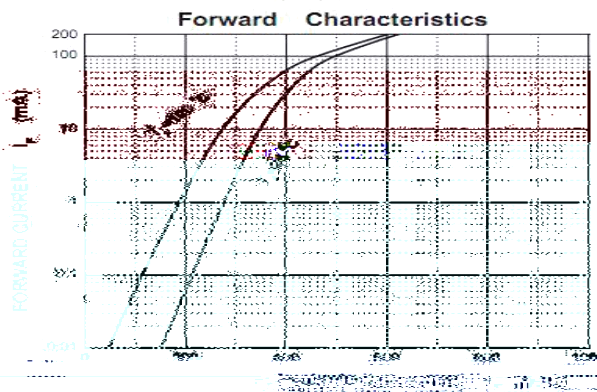
Solid dot = Green molding compound device, if none, the normal device.

Maximum ratings (@Ta=25°C)

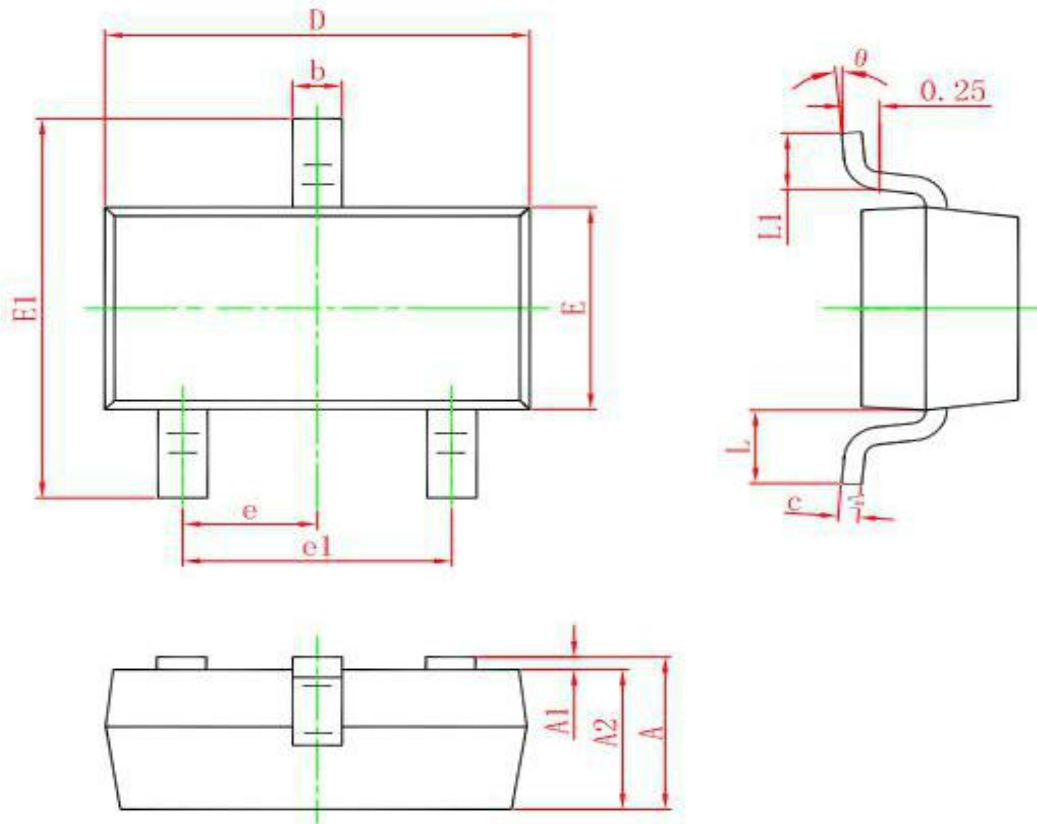
Parameter	Symbol	Limit	Unit
Peak Repetitive Reverse Voltage	VRRM	30	V
Working Peak Reverse Voltage	VRWM	30	V
DC Blocking Voltage	VR	30	V
Forward Continuous Current	IFM	200	mA
Non-Repetitive Peak Forward Surge Current @t=8.3ms	IFSM	600	mA
Repetitive Peak Forward Current @ t 1s, 0.5	IFRM	300	mA
Power Dissipation	PD	200	mW
Thermal Resistance from Junction to Ambient	R JA	500	°C/W
Junction Temperature	TJ	125	°C
Storage Temperature Range	TSTG	-55~+150	°C

Electrical Characteristics (@Ta=25°C unless otherwise specified)

Parameter	Symbol
-----------	--------



SOT-23 PACKAGE OUTLINE DIMENSIONS



Symbol	Dimensions In Millimeters		Dimensions In Inches	
	Min.	Max.	Min.	Max.
A	0.900	1.150	0.035	0.045
A1	0.000	0.100	0.000	0.004
A2	0.900	1.050	0.035	0.041
b	0.300	0.500	0.012	0.020
c	0.080	0.150	0.003	0.006
D	2.800	3.000	0.110	0.118
E	1.200	1.400	0.047	0.055
E1	2.250	2.550	0.089	0.100
e	0.950 TYP.		0.037 TYP.	
e1	1.800	2.000	0.071	0.079
L	0.550 REF.		0.022 REF.	
L1	0.300	0.500	0.012	0.020
theta	0°	8°	0°	8°